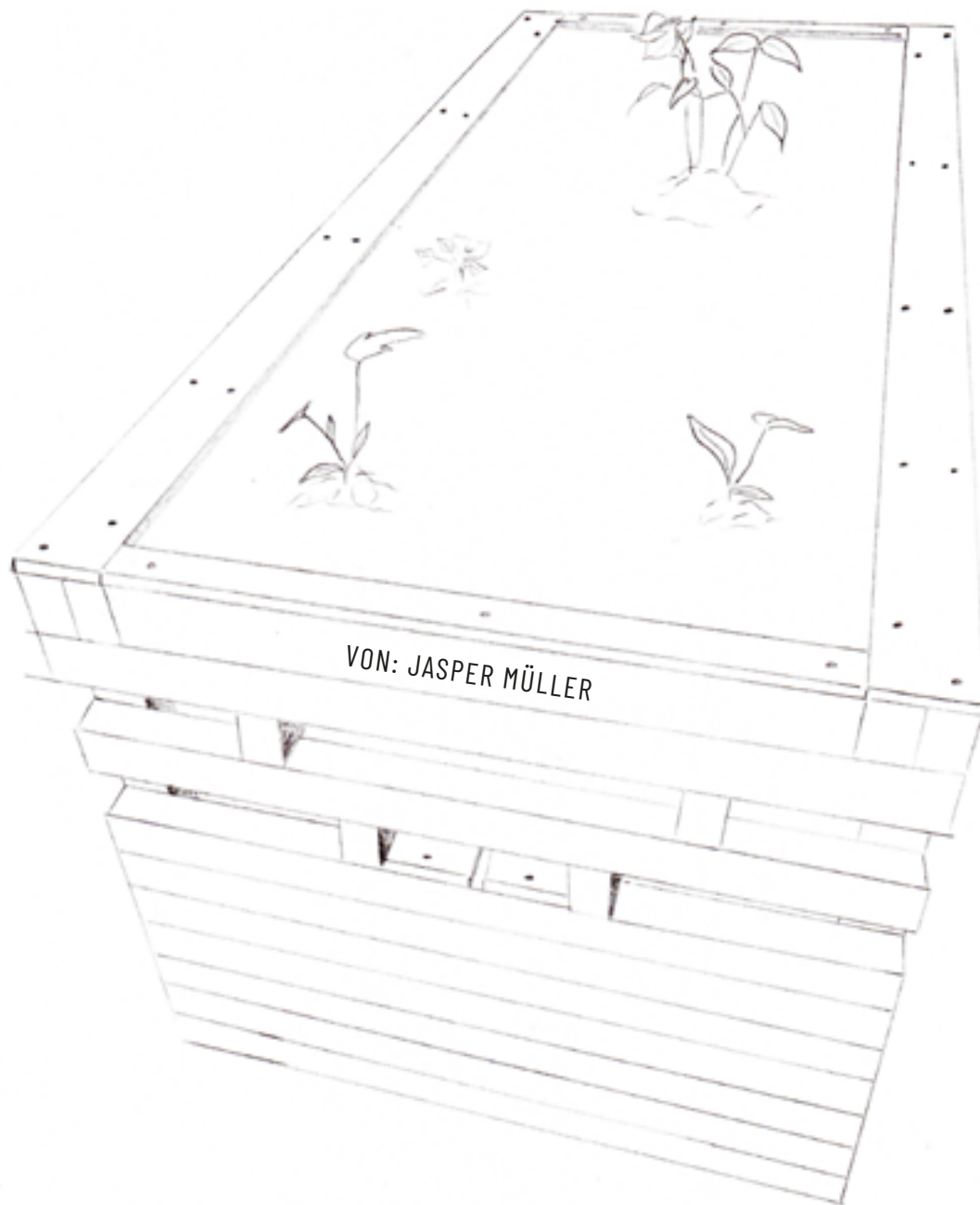


Hochbeet

Bauanleitung







45 x 70 x 2000mm 10 Stk.



45 x 70 x 900mm 16 Stk.




45 x 70 x 72mm 2 Stk.




40 x 40 x 2000mm 1 Stk.




45 x 70 x 800mm 4 Stk.



19 x 90 x 2000mm 2 Stk.



19 x 45 x 720mm 2 Stk.





4 x 25 96 Stk.



5 x 70 50 Stk.



5 x 120 24 Stk.



5 x 50 26 Stk. Terrassenschrauben



Stuhlwinkel 40 x 40mm 12 Stk.

